



GLOBAL TRACK

Exceptional Portability | Simplified Operation | Maximum Compatibility

TRACK MOUNTED SCREEN PLANT



The GT205S is a mobile track screening plant featuring a double-or-triple deck screen for processing sand and gravel, topsoil, slag, crushed stone, and recycled materials. The GT205S screening plant provides easy-to-reach engine controls and grease points for routine service, simple-to-use hydraulic leveling gears, hydraulic plant controls and screen angle adjustment. Tethered track remote control is standard with an optional wireless remote track control available.



SCREEN PLANT

MODEL GT205S

10 1/2 CUBIC YARDS
(8.03 M³)
Feed hopper capacity

5' x 20' / 5' x 18'
(1.52 M x 6.10 M / 1.52 M x 5.49 M)
5' x 20' top and middle decks
and 5' x 18' bottom deck

129 HP
(96 kw)
CAT power unit

UP TO 600 TPH
(540 MTPH)
Plant capacity (depending on
material and conditions)

PERFORMANCE

- P1 Low Profile**
Designed to simply drive off transport trailer and begin screening.
- P2 Compact Design**
Global Track Series machines are slimmer and lighter, making them easy to transport.

EASE-OF-USE

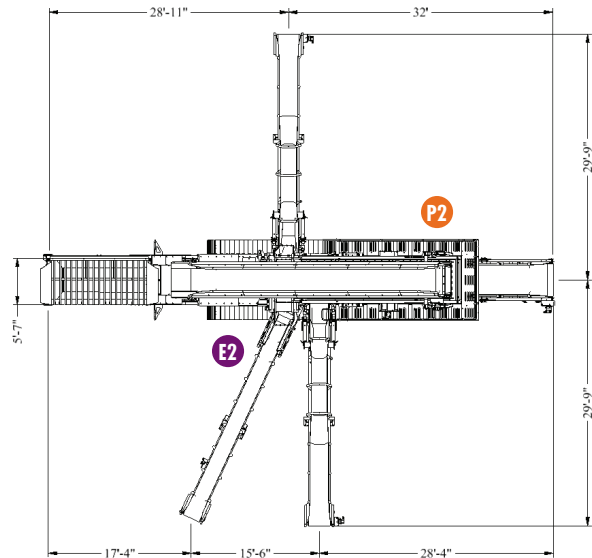
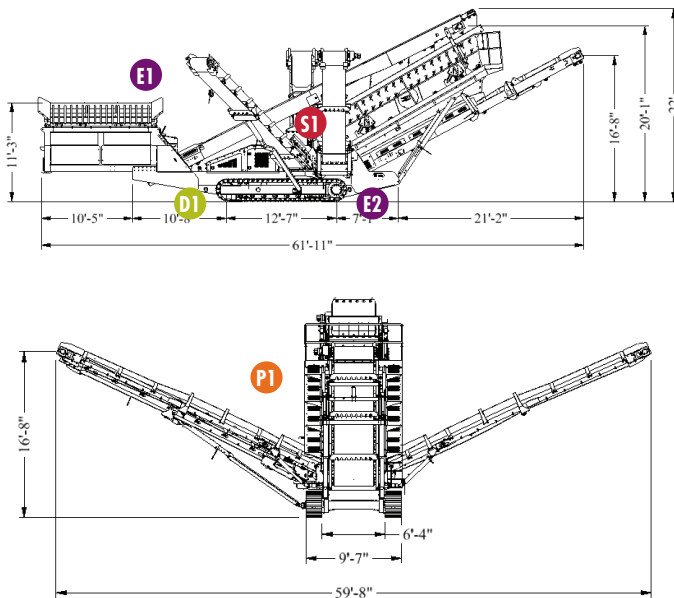
- E1 Minimal Site Prep**
Spend time in production, instead of site preparation.
- E2 On-Site Portable**
On-site mobility allows you to quickly relocate as production requires.

DURABILITY

- D1 Heavy Duty Tracks**
Extreme durability and mobility.


SAFETY

- S1 Control Panels**
Easy access to all controls for set-up and operation and emergency shut-offs.



HOPPER

The large 10 1/2 cubic yards (8.03 M³) capacity and Low Feed Height 11'3" (3430 mm) aid in continuous loading.



TOP DECK CROSS CONVEYOR

30" (650 mm) discharge conveyor for transition alignment.



SCREEN

Available in 2 or 3 decks to provide up to four sizes of product.

www.kpijci.com

PART OF THE GLOBAL TRACK SYSTEM

Combine with the GT200 Cone Crusher and the GT125 Jaw Crusher for a complete portable crushing and screening system.

SERVICE MADE EASY

Because we're dedicated to keeping you up and running, we've provided two resources for quality O.E.M. parts and 24/7 service. KPI-JCI and Astec Mobile Screens parts and service are available from your local dealer and/or representative.

Find the dealer or representative nearest you at www.kpijci.com.

Because KPI-JCI and Astec Mobile Screens may use in its catalog and literature, field photographs of their products which may have been modified by the owners, products furnished by KPI-JCI and Astec Mobile Screens may not necessarily be as illustrated therein. Also, the continuous design progress makes it necessary that specifications be subject to change without notice. All sales of the products of KPI-JCI and Astec Mobile Screens are subject to the provisions of their standard warranties. KPI-JCI and Astec Mobile Screens do not warrant or represent that their products meet any federal, state, or local statutes, codes, ordinances, rules, standards or other regulations, including OSHA and MSHA, covering safety, pollution, electrical, wiring, etc. Compliance with these statutes and regulations is the responsibility of the user and will be dependent upon the area and the use to which the product is put by the user. In some photographs, guards may have been removed for illustrative purposes only. This equipment should not be operated without all guards attached in their normal position. Placement of guards and other safety equipment is often dependent upon the area and the use to which the product is put. A safety study should be made by the user of the application, and, if required, additional guards, warning signs, and other safety devices should be installed by the user, wherever appropriate before operating the products.

NOTE: SPECIFICATIONS ARE SUBJECT TO CHANGE WITHOUT NOTICE

Rev_11/2012